

Item	Ontario Building Code Data Matrix Parts 3 & 9	OBC Reference																																																							
1	Project Description: <input type="checkbox"/> New <input type="checkbox"/> Part 11 <input type="checkbox"/> Part 3 <input type="checkbox"/> Part 9 <input type="checkbox"/> Change of Use <input checked="" type="checkbox"/> Addition <input type="checkbox"/> Alteration	2.1.1 9.10.1.3																																																							
2	Major Occupancy(s) RESIDENTIAL, BUSINESS AND PERSONAL SERVICES	3.1.2.1.(1) 9.10.2																																																							
3	Building Area (m <sup>2</sup> ) Existing 217.96 New 17.70 Total 235.66	1.1.3.2 1.1.3.2																																																							
4	Gross Area Existing 217.96 New 251.3 Total 469.23	1.1.3.2 1.1.3.2																																																							
5	Number of Storeys Above grade 2 Below grade 1	3.2.1.1 & 1.1.3.2 2.1.1.3																																																							
6	Height of Building (m) 6.70	2.1.1.3																																																							
7	Number of Streets/Access Routes 2	3.2.2.10 & 3.2.5.5																																																							
8	Building Classification C, D	3.2.2.20-83 9.10.4																																																							
9	Sprinkler System Proposed <input checked="" type="checkbox"/> entire building <input type="checkbox"/> basement only <input type="checkbox"/> in lieu of roof rating <input type="checkbox"/> not required	3.2.2.20-83 3.2.1.5 3.2.2.17																																																							
10	Standpipe required <input type="checkbox"/> Yes <input checked="" type="checkbox"/> No	3.2.9																																																							
11	Fire Alarm required <input checked="" type="checkbox"/> Yes <input type="checkbox"/> No	3.2.4 9.10.7.2																																																							
12	Water Service/Supply is Adequate <input checked="" type="checkbox"/> Yes <input type="checkbox"/> No																																																								
13	High Building <input type="checkbox"/> Yes <input checked="" type="checkbox"/> No	3.2.6																																																							
14	Permitted Construction <input type="checkbox"/> Combustible <input checked="" type="checkbox"/> Non-combustible Actual Construction <input type="checkbox"/> Combustible <input checked="" type="checkbox"/> Non-combustible	3.2.2.20-83 9.10.6																																																							
15	Mezzanine(s) Area m <sup>2</sup>	3.2.1.1 (3)-(8) 9.10.4.1																																																							
16	Occupant load based on <input checked="" type="checkbox"/> m <sup>2</sup> /person <input type="checkbox"/> design of building Basement: Occupancy _____ Load _____ persons 1 <sup>st</sup> Floor: Occupancy D Load 26 persons 2 <sup>nd</sup> Floor: Occupancy C Load 6 persons 3 <sup>rd</sup> Floor: Occupancy _____ Load _____ persons	3.1.1.6 9.9.1.3																																																							
17	Barrier-free Design <input checked="" type="checkbox"/> Yes <input type="checkbox"/> No (Explain)	3.8 9.5.2																																																							
18	Hazardous Substances <input type="checkbox"/> Yes <input checked="" type="checkbox"/> No	3.3.1.2.(1) & 3.3.1.19(1) 9.10.1.3																																																							
19	Required Fire Resistance Rating (FRR) Horizontal Assemblies: FRR (Hours) _____ Listed Design No. or Description (SG-2) _____ Floors 1 Hours _____ Roof 1 Hours _____ Mezzanine N/A Hours _____ FRR of Supporting Members: Listed Design No. Or Description (SG-2) _____ Floors 1 Hours _____ Roof 1 Hours _____ Mezzanine N/A Hours _____	3.2.2.20-83 & 3.2.1.4 9.10.8 9.10.9																																																							
20	Spatial Separation – Construction of Exterior Walls	3.2.3 9.10.14																																																							
	<table border="1"> <thead> <tr> <th>Wall</th> <th>Area of EBF (m<sup>2</sup>)</th> <th>L.D. (m)</th> <th>L/H or H/L</th> <th>Permitted Max. % of Openings</th> <th>Proposed % of Openings</th> <th>FRR (Hours)</th> <th>Listed Design or Description</th> <th>Comb Const</th> <th>Comb. Constr. Nonc. Cladding</th> <th>Non-comb. Constr.</th> </tr> </thead> <tbody> <tr> <td>North</td> <td></td> <td></td> <td></td> <td></td> <td></td> <td></td> <td></td> <td></td> <td></td> <td></td> </tr> <tr> <td>South</td> <td></td> <td></td> <td></td> <td></td> <td></td> <td></td> <td></td> <td></td> <td></td> <td></td> </tr> <tr> <td>East</td> <td></td> <td></td> <td></td> <td></td> <td></td> <td></td> <td></td> <td></td> <td></td> <td></td> </tr> <tr> <td>West</td> <td></td> <td></td> <td></td> <td></td> <td></td> <td></td> <td></td> <td></td> <td></td> <td></td> </tr> </tbody> </table>	Wall	Area of EBF (m <sup>2</sup> )	L.D. (m)	L/H or H/L	Permitted Max. % of Openings	Proposed % of Openings	FRR (Hours)	Listed Design or Description	Comb Const	Comb. Constr. Nonc. Cladding	Non-comb. Constr.	North											South											East											West											
Wall	Area of EBF (m <sup>2</sup> )	L.D. (m)	L/H or H/L	Permitted Max. % of Openings	Proposed % of Openings	FRR (Hours)	Listed Design or Description	Comb Const	Comb. Constr. Nonc. Cladding	Non-comb. Constr.																																															
North																																																									
South																																																									
East																																																									
West																																																									
21	Other – Describe																																																								

DRAWING INDEX

- A1 COVER SHEET
- A2 SITE PLAN
- A3 AS SHOWN FLOOR PLANS
- A4 DEMOLITION PLAN
- A5 AS FOUND ELEVATION PLANS

- A6 GROUND FLOOR
- A7 SECOND FLOOR
- A8 STAIR SECTION
- A9 BUILDING AND WALL SECTION
- A10 DETAILS
- A11 ELEVATIONS
- A12 STAIR SECTION AND PLANS

#	DATE	ISSUES FOR REVIEW
NO.	23.04.5	REVISION

PROJECT TITLE  
**WELLINGTON PLACE  
1213 WELLINGTON STREET**

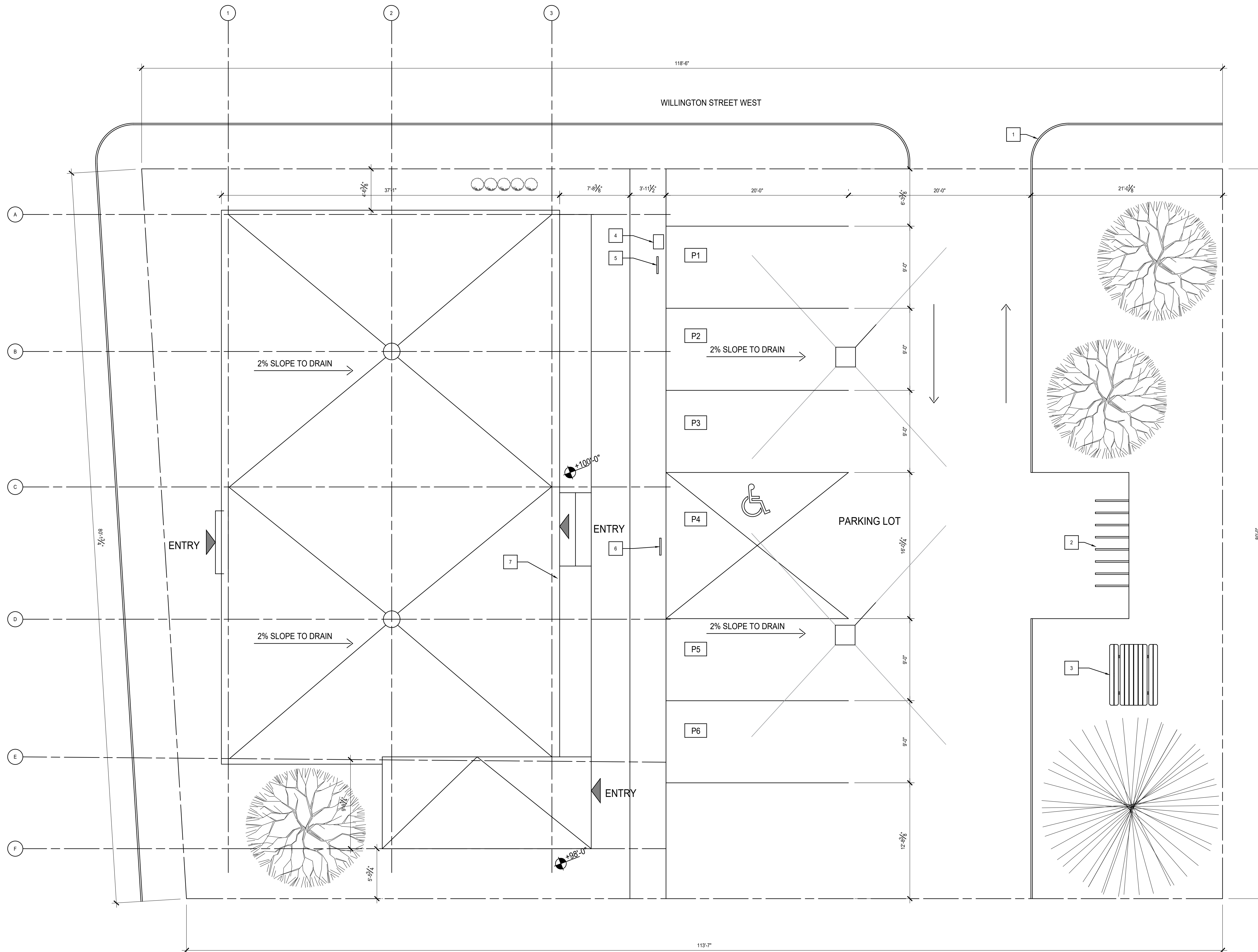
DRAWING TITLE  
**COVER SHEET**



DRAWN BY: JAMIE CHEUNG  
DATE: APRIL 5, 2023  
SCALE: N/A

COURSE & SECTION: ARC8403C-010  
DRAWING NO.: **A1**

- NOTES
01. SIDEWALK
  02. BIKE RACK
  03. PICNIC TABLE
  04. EV CHARGER
  05. EV CHARGING SIGN
  06. BARRIER FREE PARKING SIGN
  07. PARAPET



NO.	DATE	ISSUES FOR REVIEW
1	23.02.15	ISSUES FOR REVIEW
		REVISION

PROJECT TITLE  
**WELLINGTON PLACE**  
 1213 WELLINGTON STREET

DRAWING TITLE  
**SITE PLAN**



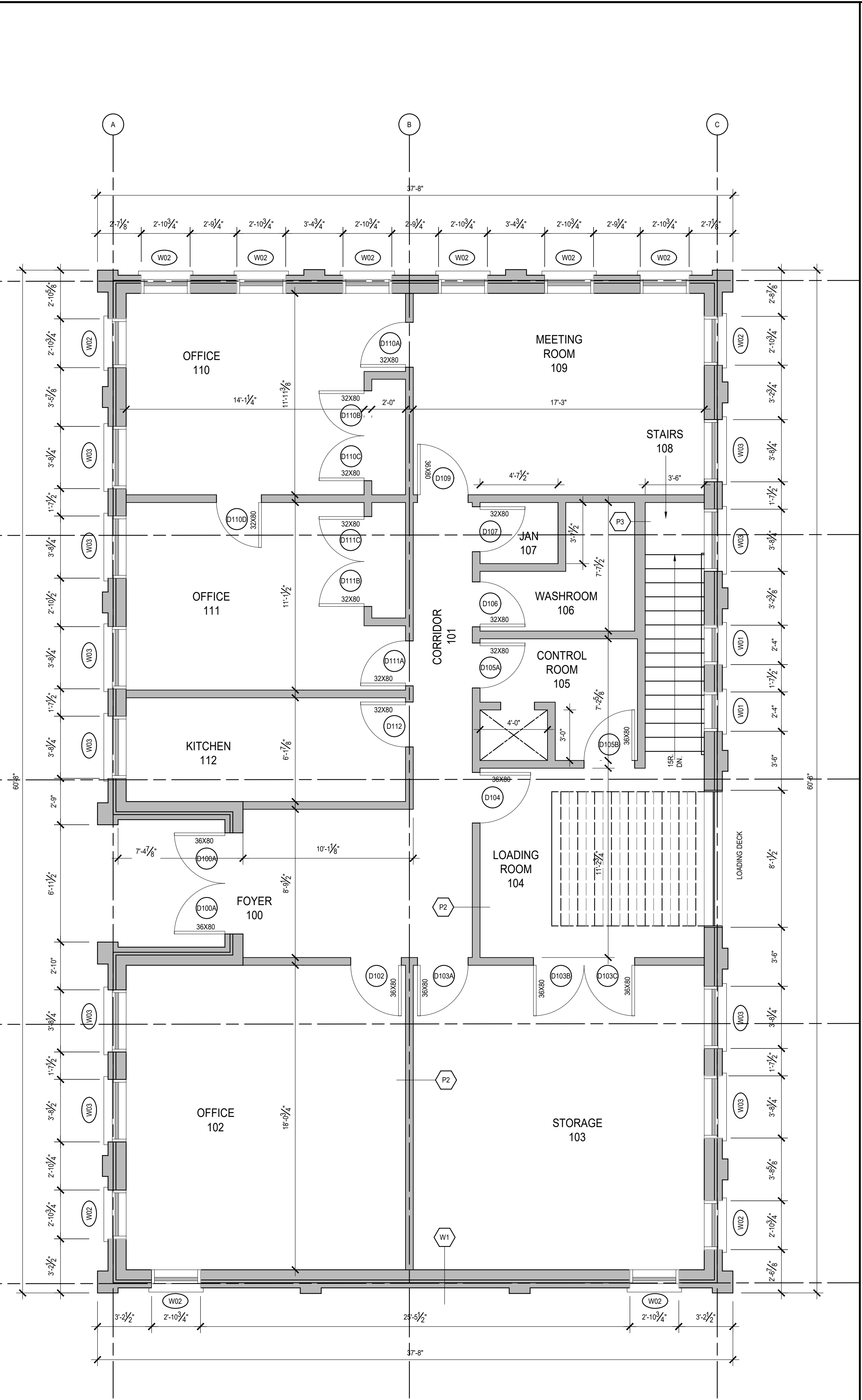
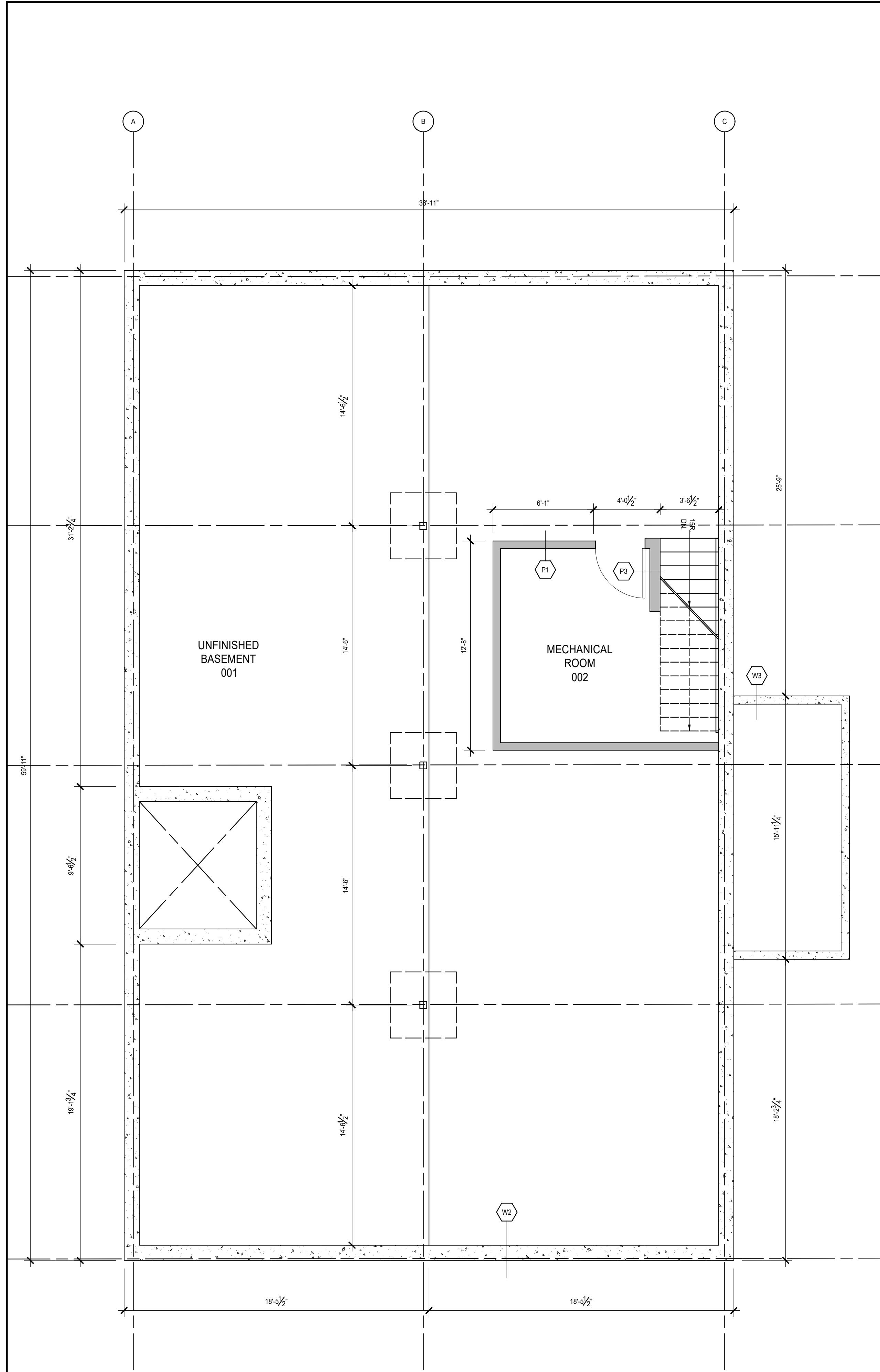
DRAWN BY  
 JAMIE CHEUNG

DATE  
 MARCH 22, 2023

SCALE  
 3/16" = 1'-0"

COURSE & SECTION  
 ARC8403C-010


DRAWING NO.  
**A2**



A3	ISSUED FOR...	MM/DD/YY
NO	DATE	REVISION

PROJECT TITLE  
**WELLINGTON PLACE**  
**1213 WELLINGTON STREET**

DRAWING TITLE  
**Existing Basement Plan.**  
**Existing Ground Floor Plan**



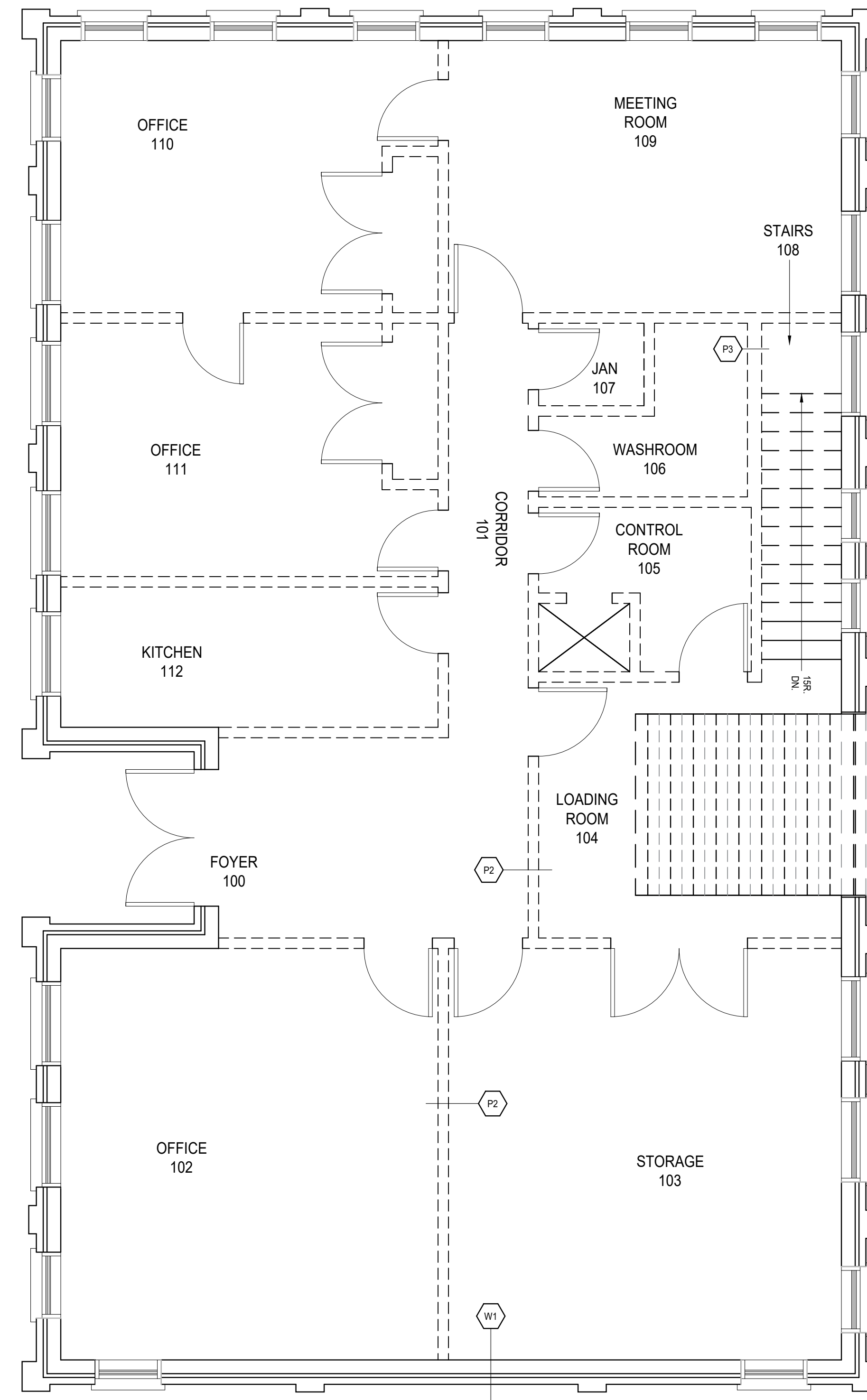
DRAWN BY  
JAMIE CHEUNG

DATE  
JAN 25, 2023

SCALE  
1/4" = 1'-0"

COURSE & SECTION  
010

DRAWING NO.  
**A3**




#	ISSUED FOR...	MM/DD/YYYY
NO.	DATE	REVISION

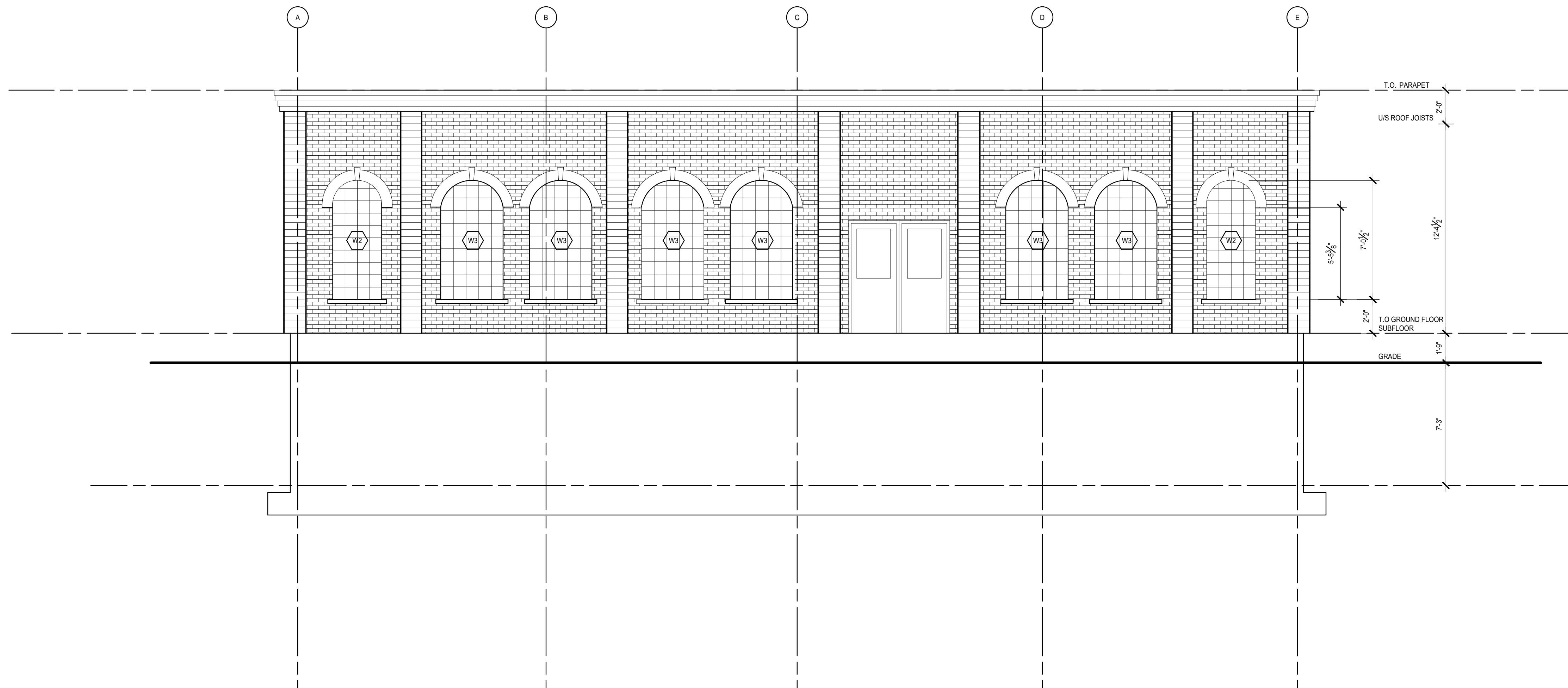
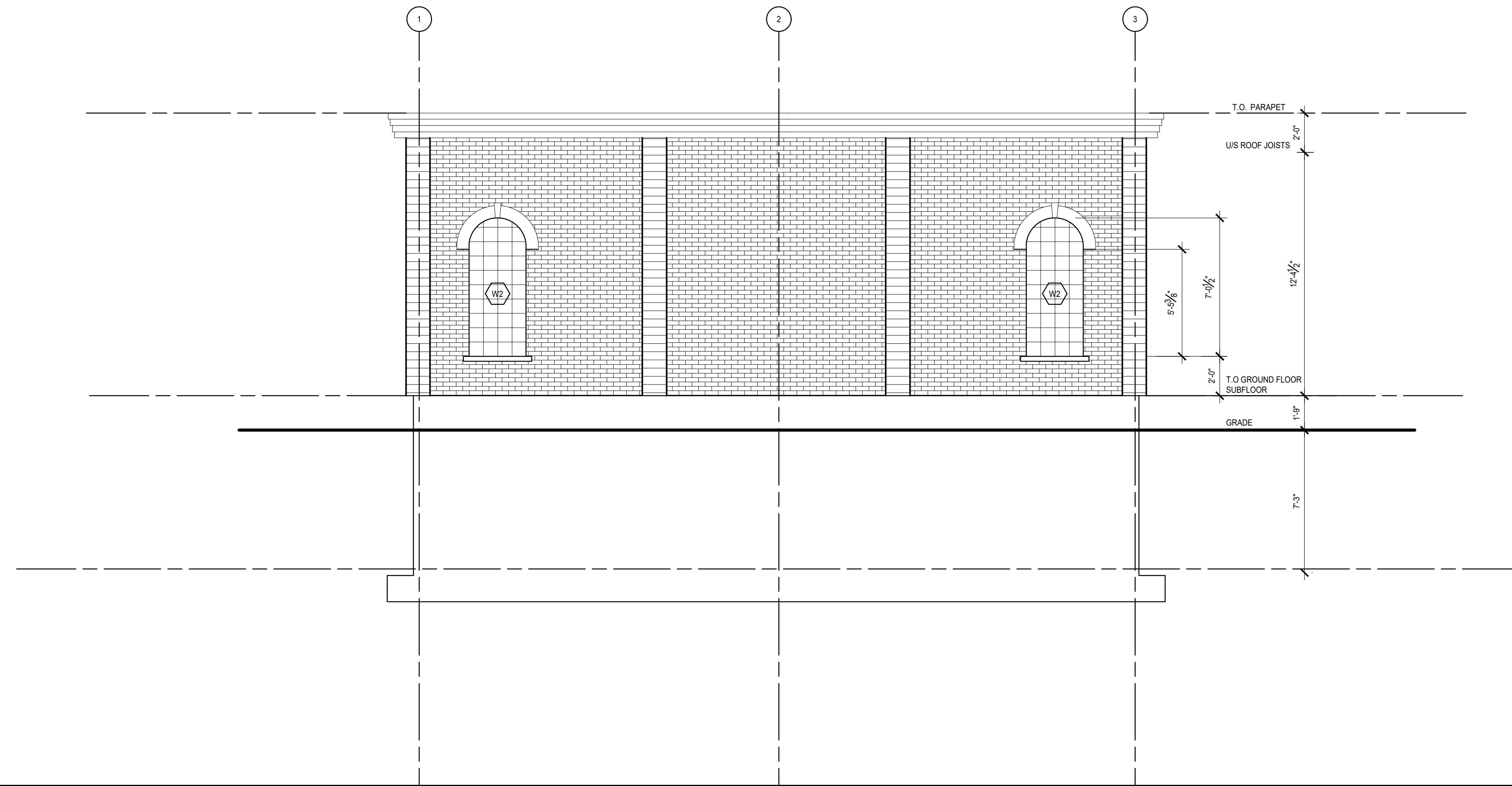
PROJECT TITLE  
**WELLINGTON PLACE**  
**1213 WELLINGTON STREET**

DRAWING TITLE  
**Ground Floor Demolition Plan**



DRAWN BY: JAMIE CHEUNG  
 DATE: JAN 25, 2023  
 SCALE: 1/4" = 1'-0"

COURSE & SECTION: 010  
 DRAWING NO: **A4**



#	ISSUED FOR...	MM/DD/YYYY
NO.	DATE	REVISION

PROJECT TITLE  
**WELLINGTON PLACE**  
1213 WELLINGTON STREET

DRAWING TITLE  
Existing South Elevation (Main Entrance)  
Existing East Elevation



DRAWN BY  
JAMIE CHEUNG

DATE  
JAN 25, 2023

SCALE  
1/4" = 1'-0"

COURSE & SECTION  
010

DRAWING NO.  
**A5**

NOTES

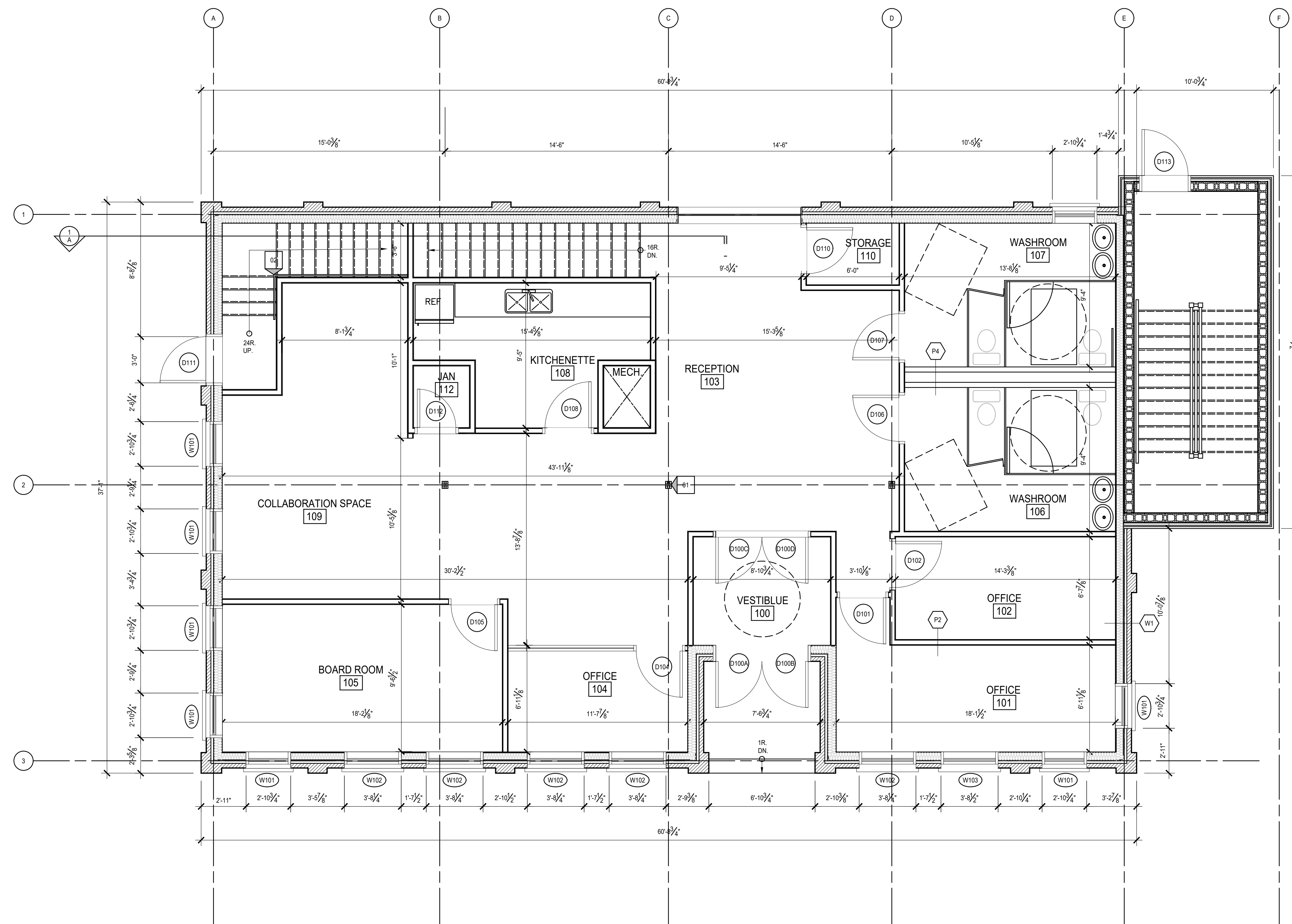
- 01. Post 3 2x6
- 02. Handrail

W1

- Existing Metric Modular Brick
- Existing 2" Air Space
- Existing 3/4" Asphalt Board
- Existing 2" x 6" Nominal Wood Studs @ 16" o.c.
- New Closed Cell Spray Foam Insulation
- New 1/2" Gypsum Board

P2

- 1/2" Gypsum Board (All seams taped, mudded)
- 2"x4" Wood Studs @ 16" o.c.
- 1/2" Gypsum Board (All seams taped, mudded)



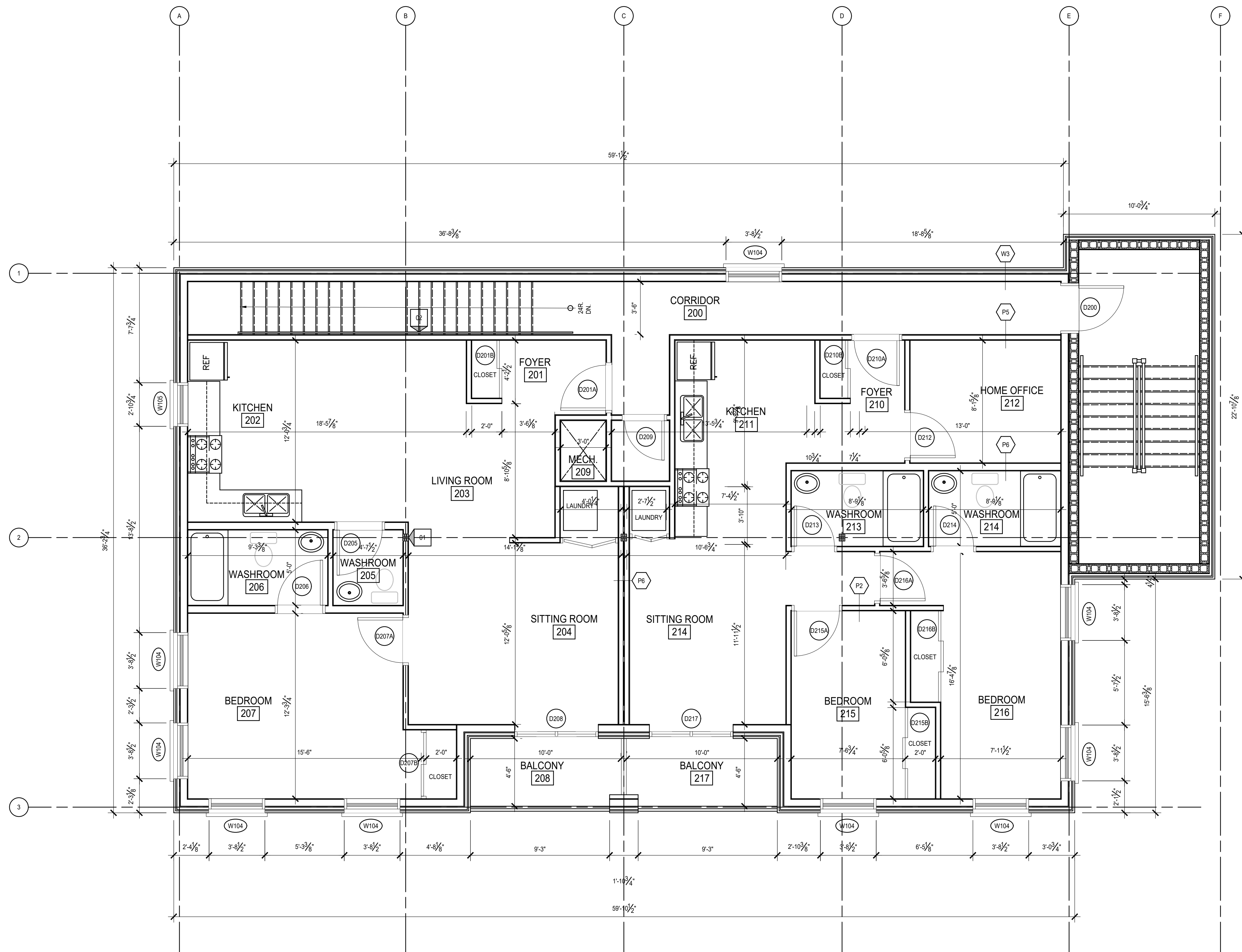
#	ISSUED FOR...	MM/DD/YY
NO.	DATE	REVISION

PROJECT TITLE  
**WELLINGTON PLACE**  
**1213 WELLINGTON STREET**

DRAWING TITLE  
**Ground Floor Virtual Office**



DRAWN BY JAMIE CHEUNG	PROJECT NORTH
DATE JAN 25, 2023	
SCALE 1/4" = 1'-0"	
COURSE & SECTION 010	DRAWING NO. <b>A6</b>



**NOTES**

01. Post 3 2x6  
02. Handrail

**W3**

1 1/2" Vicwest AD300-R Vertical Steel Siding  
3" deep thermally broken 'Z' girt  
2" EPS Rigid Insulation (R\_\_\_\_\_)  
A layer of building wrap (Tyvek)  
3/4" OSB Sheathing  
Nominal 2"x6" wood studs at 16" o/c.  
Mineral Wool Batt Insulation (R\_\_\_\_\_)  
6 mil poly vapour barrier  
1/2" Gypsum Board

**P2**

1/2" Gypsum Board (All seams taped, mudded)  
2"x4" Wood Studs @ 16" o.c.  
1/2" Gypsum Board (All seams taped, mudded)

**P5**

5/8" Gypsum Board type X (All seams taped, mudded)  
2"x4" Wood Studs @ 16" o.c.  
5/8" Gypsum Board type X (All seams taped, mudded)  
14


**P6**

1/2" Gypsum Board (All seams taped, mudded)  
2"x6" Wood Studs @ 16" o.c.  
1/2" Gypsum Board (All seams taped, mudded)


#	ISSUED FOR...	MM/DD/YY
NO.	DATE	REVISION

PROJECT TITLE  
**WELLINGTON PLACE  
1213 WELLINGTON STREET**

DRAWING TITLE  
**SECOND FLOOR APARTMENTS**



DRAWN BY  
JAMIE CHEUNG

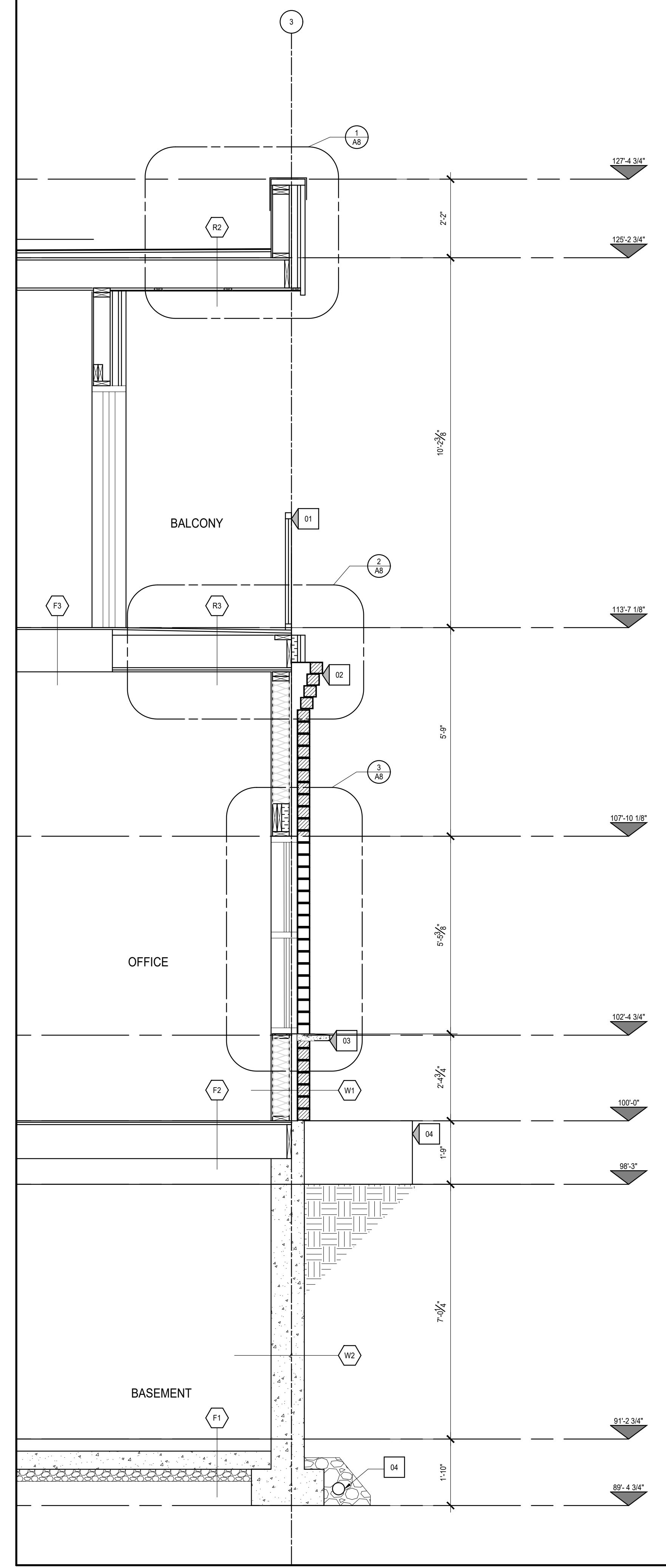
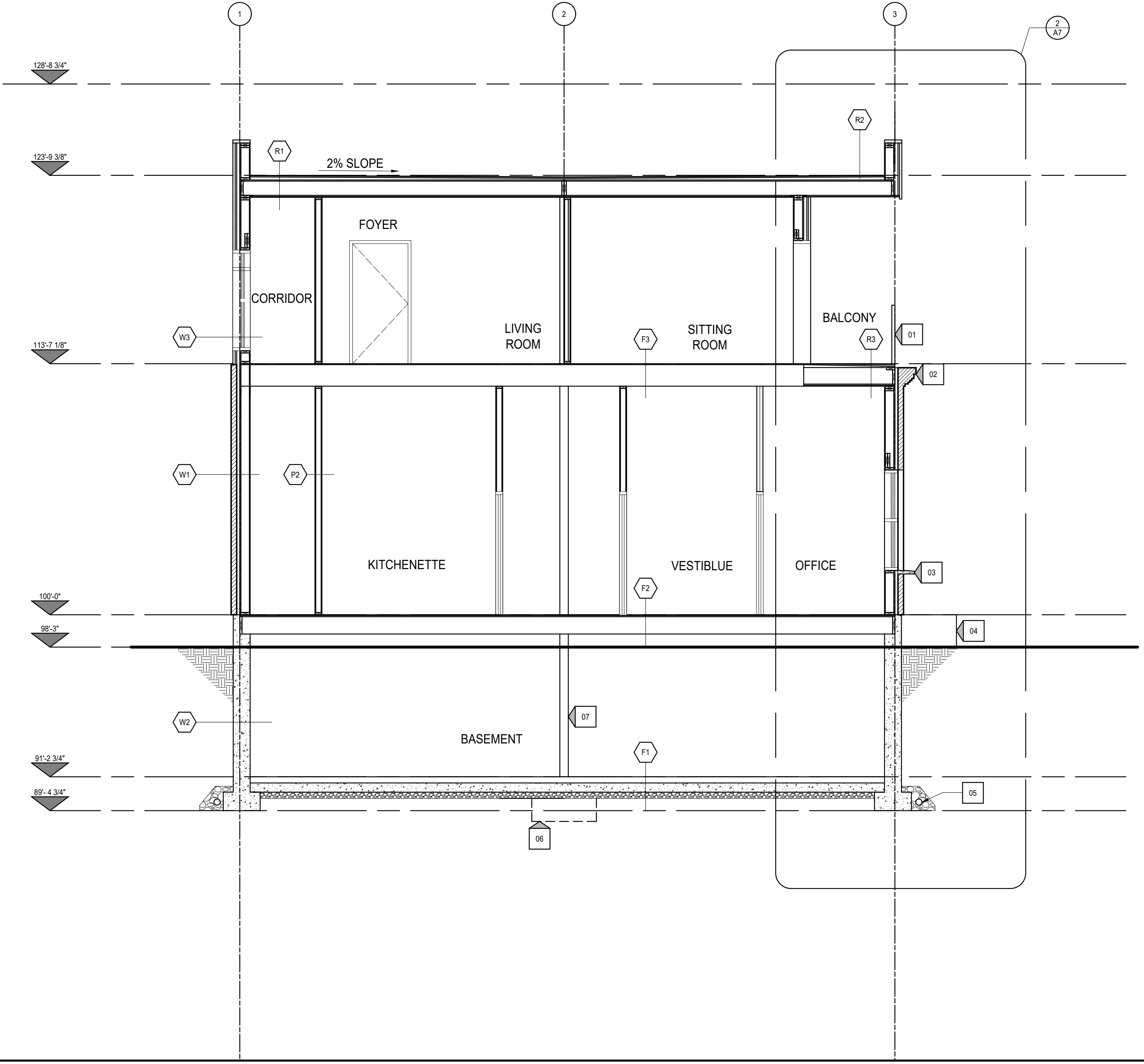
DATE  
JAN 25, 2023

SCALE  
1/4" = 1'-0"

COURSE & SECTION  
010

DRAWING NO.  
**A7**

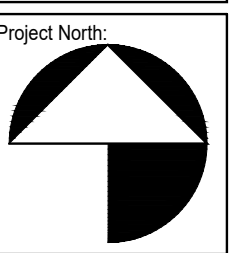
- NOTES
- 01. BALCONY GUARDRAIL
  - 02. BRICK CORBELLING AND BRICK ON EDGE COURSE
  - 03. PRECAST CONCRETE WINDOW SILL
  - 04. FRONT STEP
  - 05. WEEPING TILE
  - 06. PAD FOOTING
  - 07. 5 1/4" x 5 1/4" PSL POST




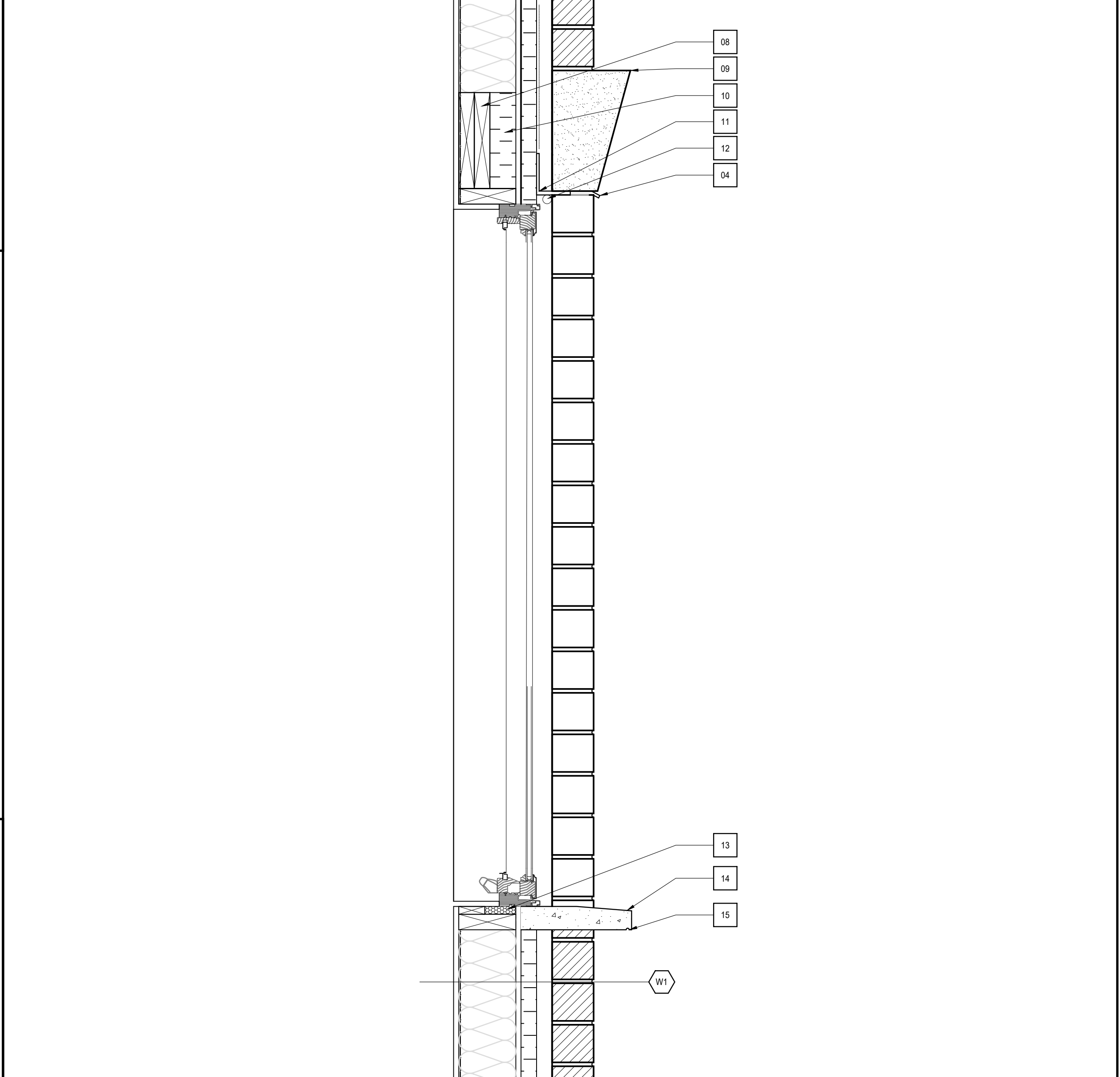


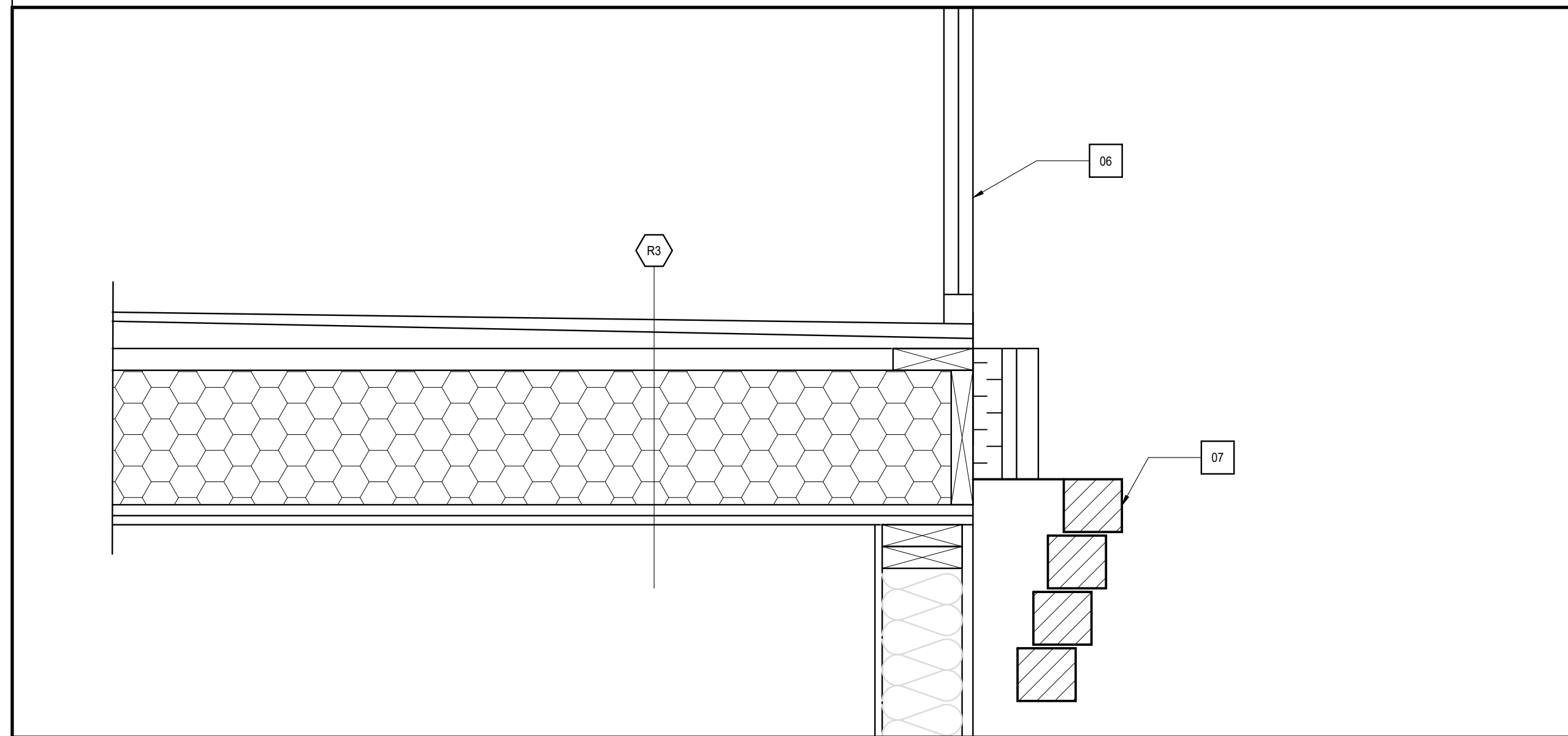
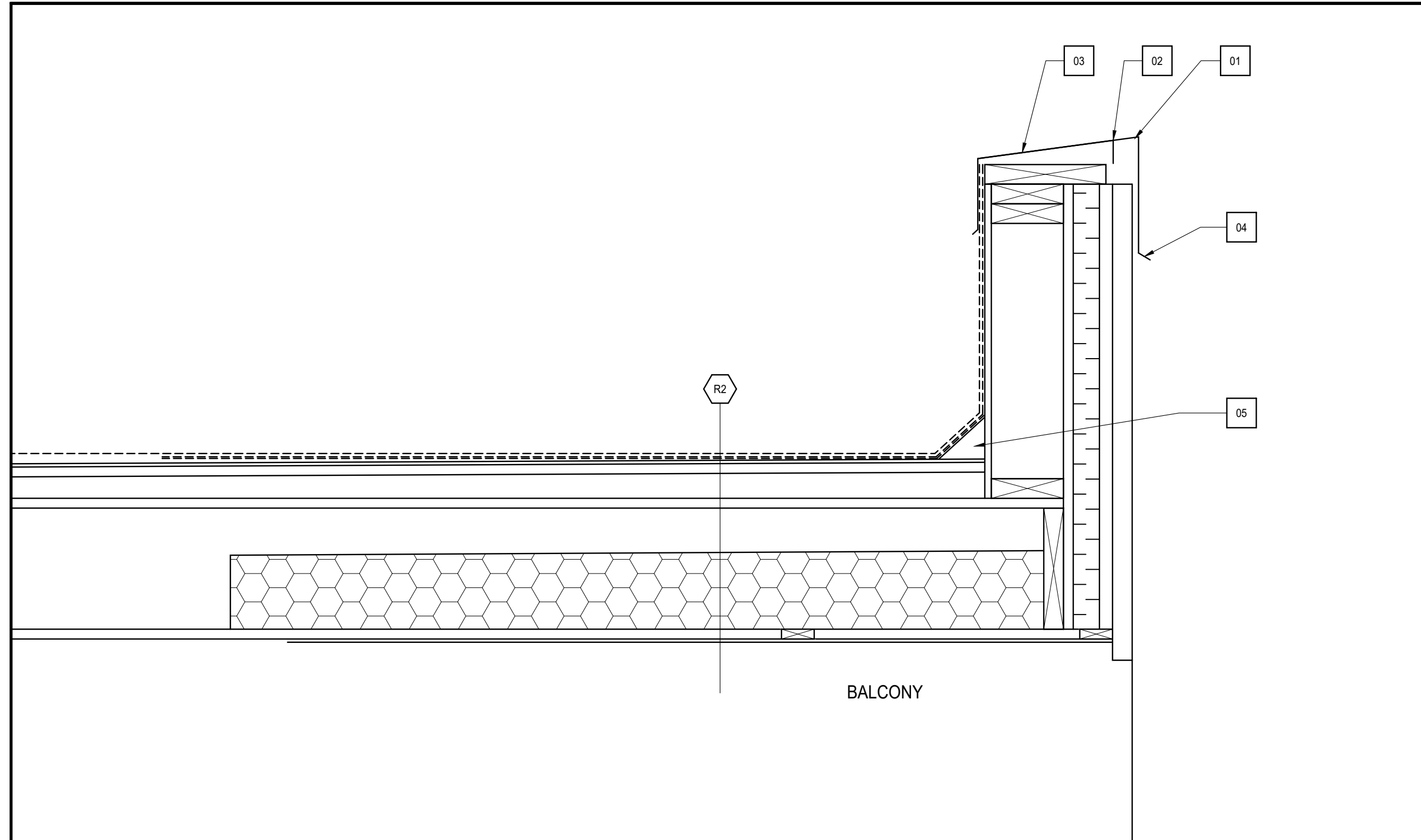
1 BUILDING SECTION  
1/4"=1'-0"

2 WALL SECTION  
1/2"=1'-0"

#	23.02.15	ISSUES FOR REVIEW
NO.	DATE	REVISION
PROJECT TITLE		
WELLINGTON PLACE 1213 WELLINGTON STREET		
DRAWING TITLE		
BUILDING SECTION WALL SECTION		
DRAWN BY		JAMIE CHEUNG
DATE		FEB 15, 2023
SCALE		AS SHOWN
COURSE & SECTION		ARC8403C-010
DRAWING NO.		A8







- NOTES
01. CAP FLASHING w/ DRIP EDGE
  02. CAP SHEET w/ 2" MIN. OVERHANG
  03. BEVELLED PLATE
  04. DRIP EDGE
  05. CANT STRIP
  06. BALCONY GUARDRAIL
  07. BRICK ON EDGE COURSE
  08. (2) 2"x10" LINTEL
  09. KEY STONE
  10. FILL SPACE BEHIND LINTEL W/ RIGID INSULATION
  11. 3 1/2" x 3 1/2" x 1/4" STEEL ANGLE
  12. BACKER ROD & SEALANT
  13. FILL VOID BETWEEN ROUGH OPENING AND WINDOW FRAME WITH LOW EXPANSION SPRAY-FOAM INSULATION
  14. PRECAST CONCRETE SILL
  15. DRIP EDGE AS PER OBC

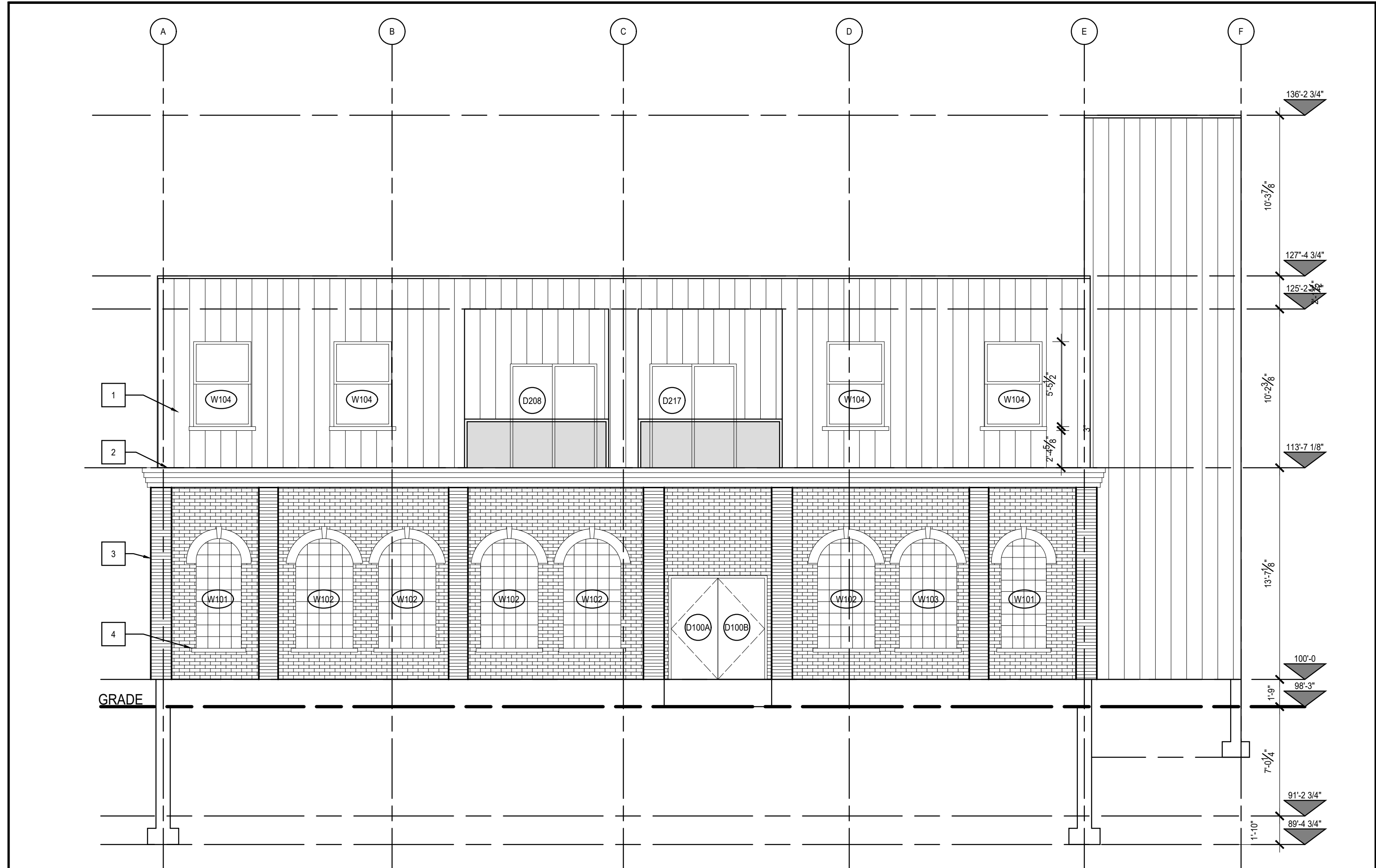
NO.	DATE	ISSUES FOR REVIEW
1	23.02.15	ISSUES FOR REVIEW
		REVISION

PROJECT TITLE  
WELLINGTON PLACE  
1213 WELLINGTON STREET

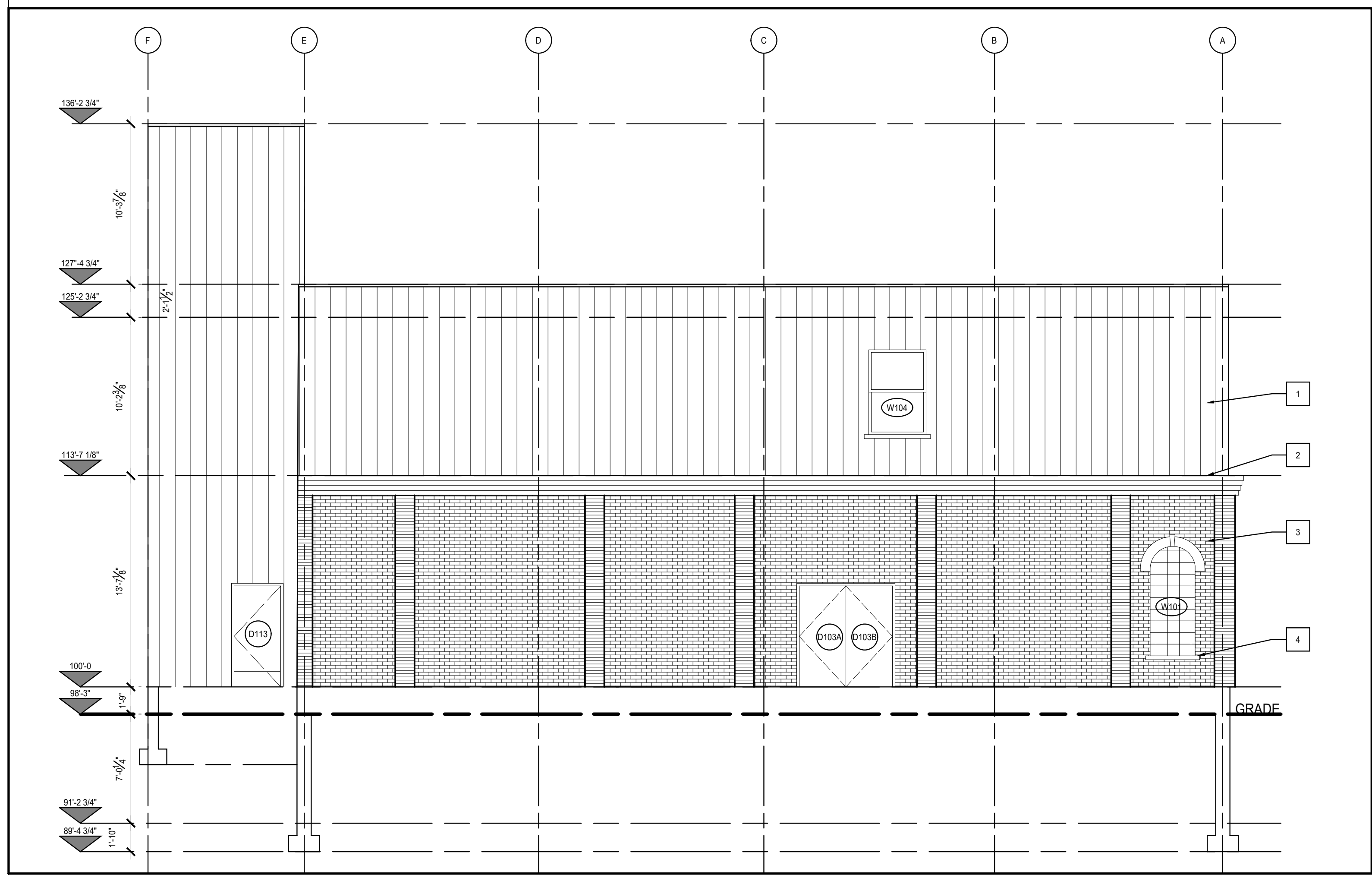
DRAWING TITLE  
DETAILS



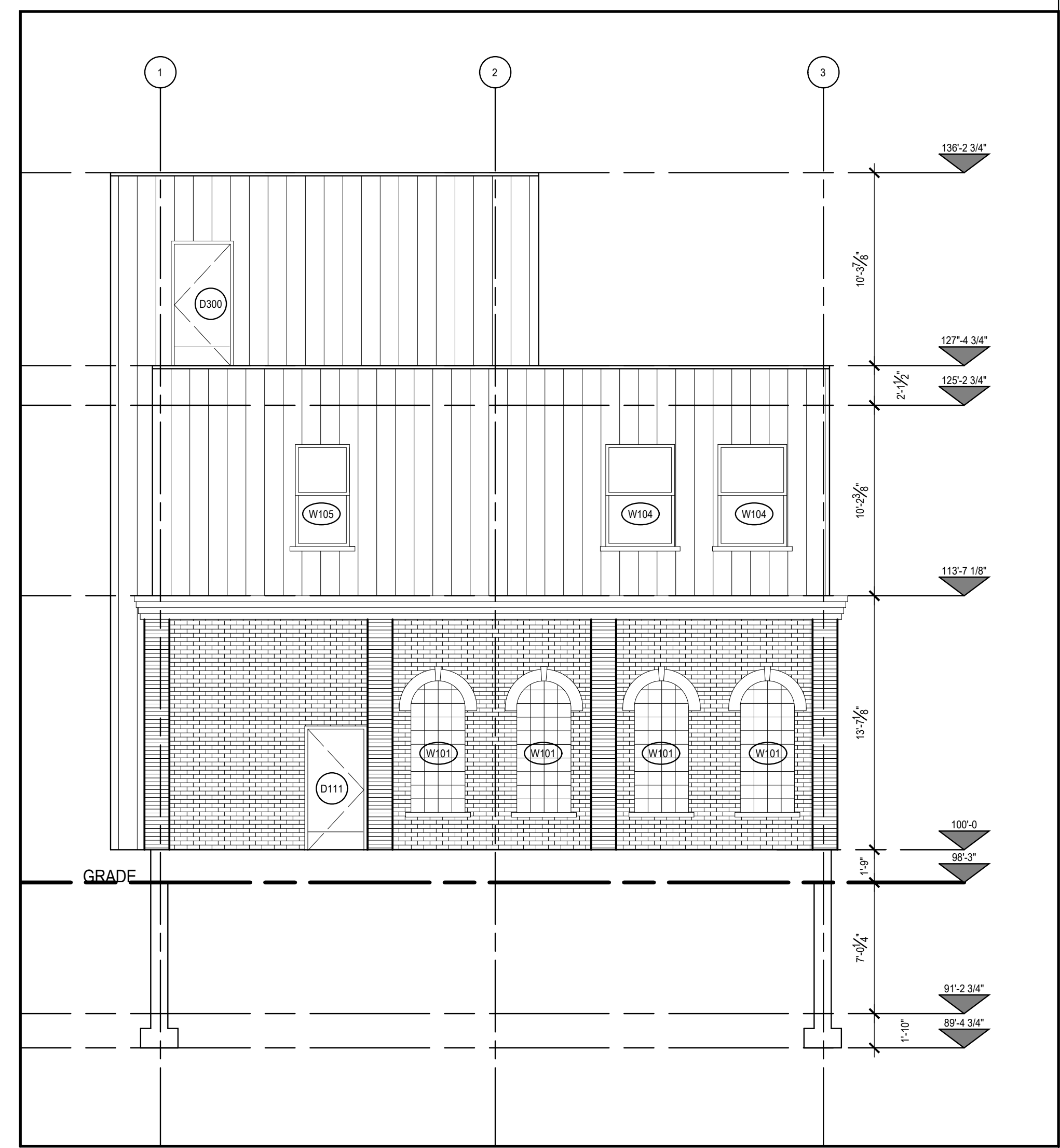
DRAWN BY: JAMIE CHEUNG  
DATE: FEB 15, 2023  
SCALE: 1-1/2" = 1'-0"  
COURSE & SECTION: ARC8403C-010  
DRAWING NO.: A9



1 SOUTH ELEVATION  
A10 3/16"=1'-0"



2 NORTH ELEVATION  
A10 3/16"=1'-0"




3 WEST ELEVATIONS  
A10 3/16"=1'-0"

- NOTES
- 01.VICWEST AD300-R
  - 02. PREFINISHED METAL FLASHING
  - 03.BRICK VENEER
  - 04.PRECAST CONCRETE SILL

#	NO.	DATE	ISSUES FOR REVIEW	REVISION
1	23.03.15		ISSUES FOR REVIEW	
2				
3				
4				

PROJECT TITLE  
**WELLINGTON PLACE**  
1213 WELLINGTON STREET

DRAWING TITLE  
SOUTH ELEVATION  
NORTH ELEVATION  
WEST ELEVATION



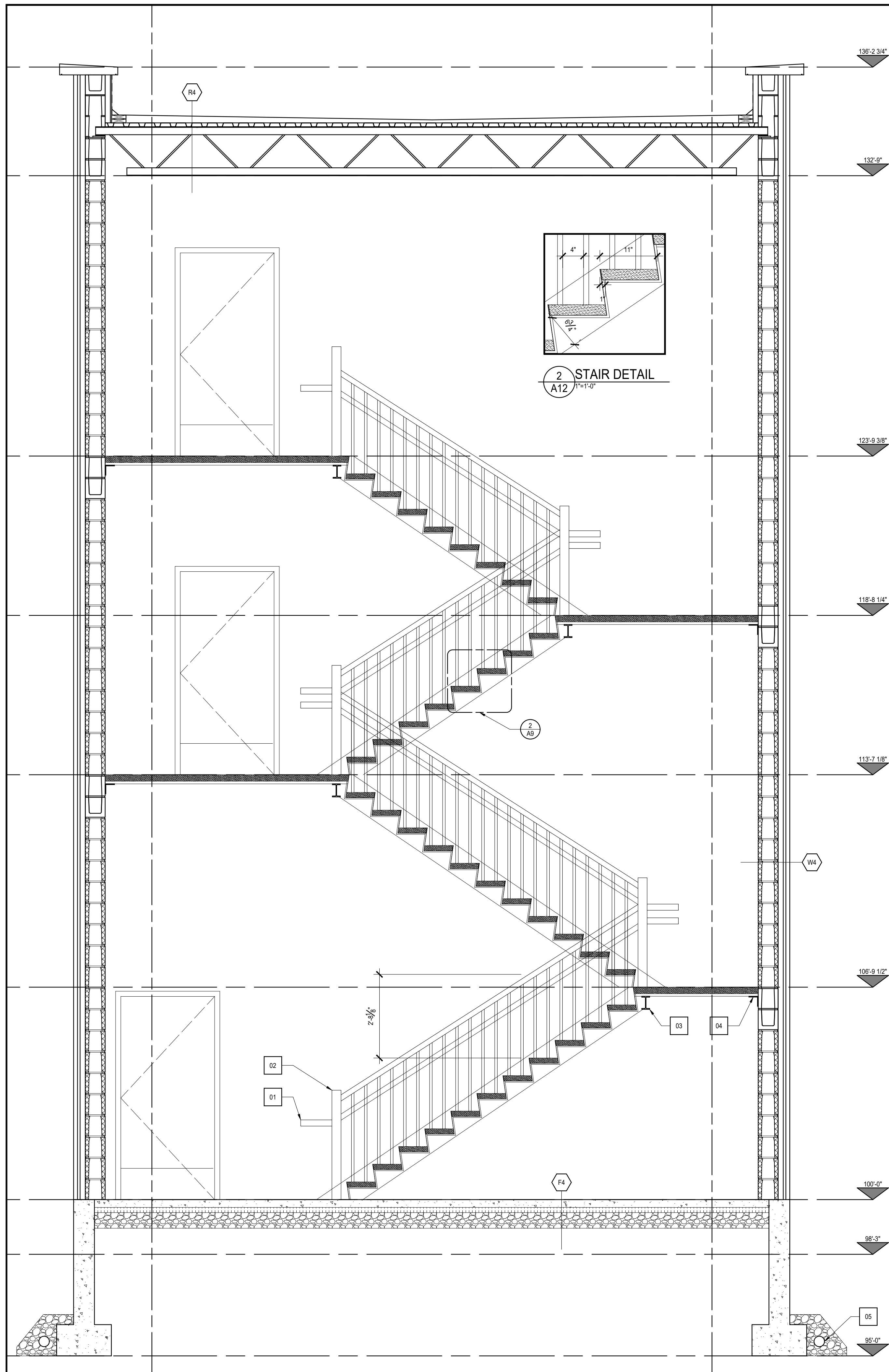
DRAWN BY  
JAMIE CHEUNG

DATE  
MARCH 22, 2023

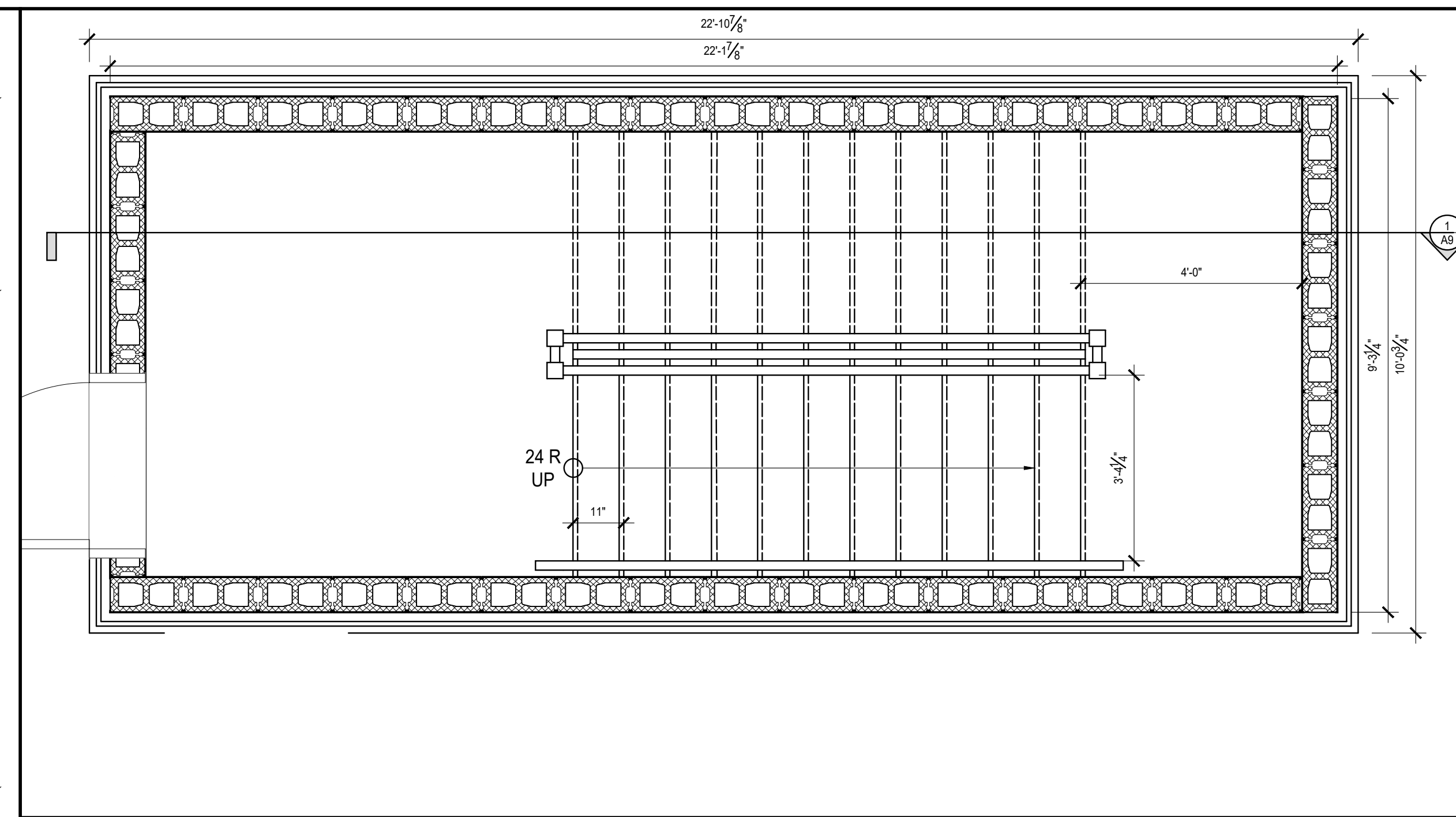
SCALE  
AS SHOWN

COURSE & SECTION  
ARC8403C-010

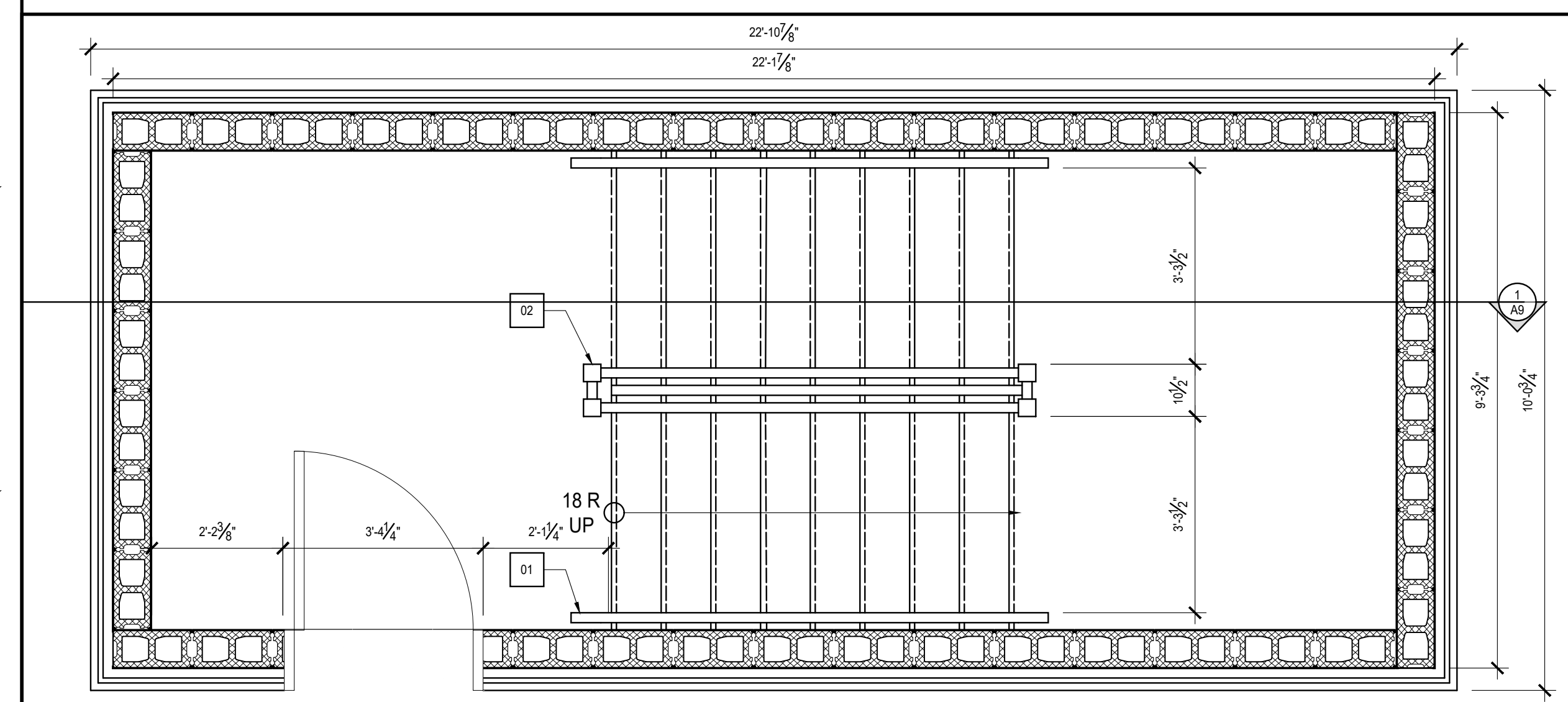
DRAWING NO.  
**A10**



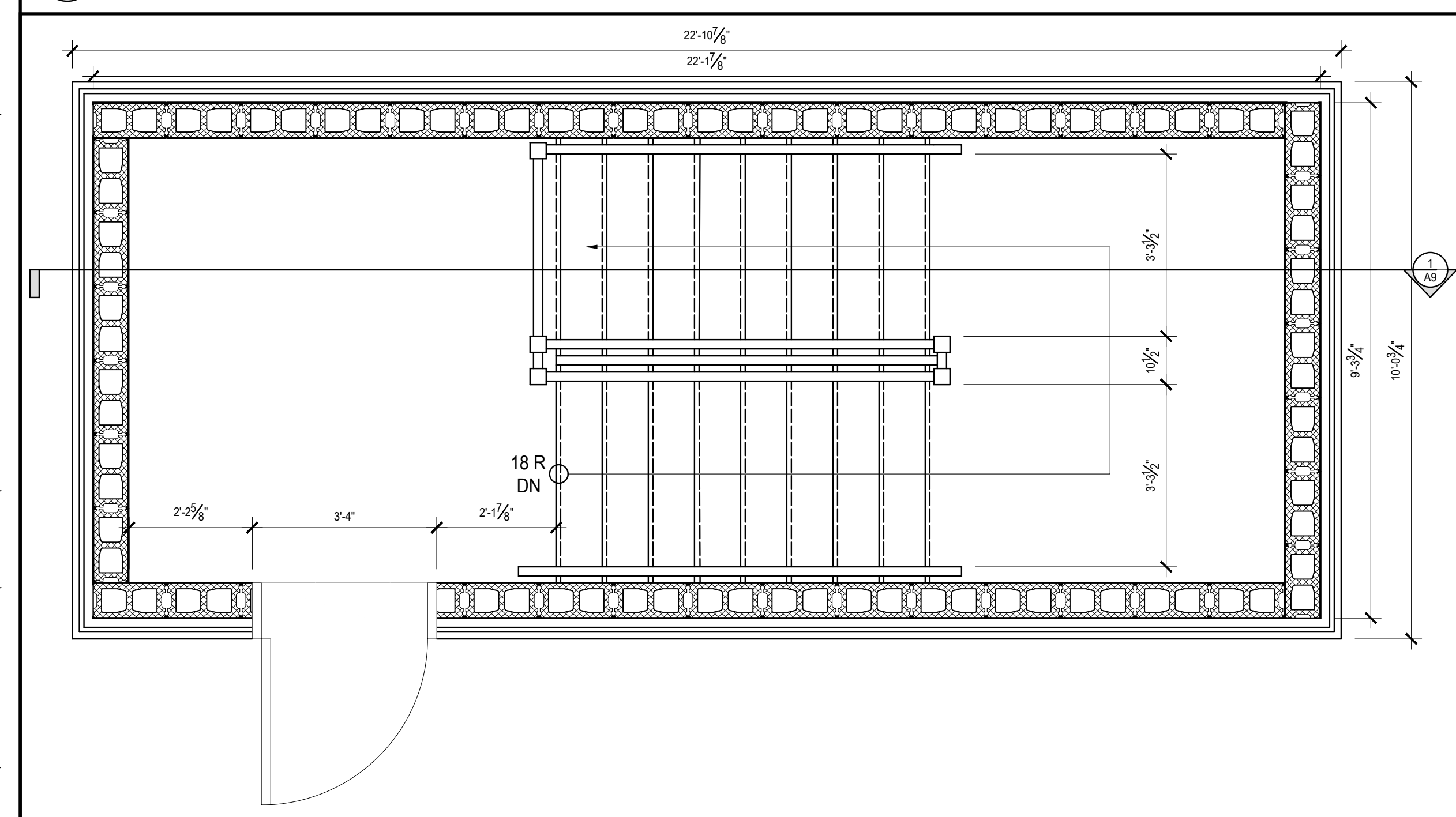
1 STAIR SECTION  
A11 1/2"=1'-0"



3 GROUND FLOOR STAIR PLAN  
A11 1/2"=1'-0"



4 SECOND FLOOR STAIR PLAN  
A11 1/2"=1'-0"



5 ROOF STAIR PLAN  
A11 1/2"=1'-0"

- NOTES
01. HANDRAIL
  02. NEWEL POST
  03. I BEAM
  04. STEEL ANGLE
  05. WEeping TILE

#	23.03.15	ISSUES FOR REVIEW
NO.	DATE	REVISION
PROJECT TITLE		
MEILLINGTON		
DRAWING TITLE		
STAIR SECTION STAIR DETAIL STAIR PLANS		
DRAWN BY		JAMIE CHEUNG
DATE		MARCH 15, 2023
SCALE		AS SHOWN
COURSE & SECTION		ARC8403C-010
DRAWING NO.		A11

